

Bobcat™ 230

Issued Aug. 2023 • Index No. ED/4.45

Gas Engine-Driven
Welder 

Quick Specs

Industrial Applications

Maintenance
Repair
Work trucks
Farm/ranch
Fabrication
Structural steel work

Processes

Stick (SMAW)
MIG (GMAW)*
Flux-cored (FCAW)*
Air plasma cutting and gouging
with optional Spectrum® models

*With wire feeder.

Output Range

DC stick 20–230 A
MIG/flux-cored 14–25 V

Auxiliary Power Output Rated at 104°F (40°C)

11,000 watts peak, 9,500 watts continuous

Reliable, simple engine-driven welders great for stick and flux-cored welding. Designed for maintenance/repair operations, construction, farm, ranch and auxiliary power use.

The most popular engine-driven welder in the industry, the Bobcat is:

- Simple to use
- Small and light
- Easy to maintain



Easy to use

Single knob adjustment for quick and precise setup.



Separate weld and auxiliary power

Full auxiliary power at any setting.



Exceptional arc performance
Easy arc starts and less spatter.



Easier mobility and uses less truck space and payload
Over 100 pounds lighter and 13 percent smaller than previous model.



Easy maintenance
With its intuitive design, the daily maintenance of our Bobcat engine-driven welder is fast and easy.



Engine-driven welder is warrantied for three years, parts and labor.
Engine is warrantied separately by the engine manufacturer.



Miller Electric Mfg. LLC
An ITW Welding Company
1635 West Spencer Street
P.O. Box 1079
Appleton, WI 54912-1079 USA

Equipment Sales US and Canada
Phone: 866-931-9730
FAX: 800-637-2315
International Phone: 920-735-4554
International FAX: 920-735-4125

MillerWelds.com



The Bobcat™ Advantage

Easy to use

The single-knob design makes it quick and simpler to precisely set and view amperage and voltage. Makes it easy to get accurate weld parameters.



Lighter and smaller

The Bobcat 230 weighs less than any other engine-driven welder in its class. It's over 100 pounds lighter and 13 percent smaller than previous models, so it's easier to move and takes up less space on trucks.



Smooth arcs

Get unparalleled welding performance with 7018 and 6010 stick electrodes. Arcs start easily and create less spatter, delivering more of the productivity you need.



No arc interference or power spikes


Get full auxiliary power, with no arc interference, for superior weld quality. Jobsite tools can run without interruption, helping you get more done.



Designed for reliability

From Appleton, Wisconsin USA, our engine-driven welders are the most rugged, durable and long-lasting in the industry. We manufacture them to exceed requirements for extreme working conditions and they are hard-working from the core with:

- Copper windings and robust internal components for a quality-built machine
- Lugged — not soldered — heavy internal leads for better field durability
- Superior cooling technology for maximum performance and engine life
- Protective doors to cover the weld studs and receptacles as required by OSHA and GSA for jobsite safety
- Lift hook integrated into the center frame, which bolts to the machine's base for greater durability



Long runtimes


Large 11-gallon fuel capacity means many hours of run time before refueling. Improved fuel system design reduces a no-start condition if overfilled.

The Bobcat™ Advantage

Easy maintenance


With its intuitive design, the daily maintenance of our Bobcat engine-driven welders is fast and easy. Front panel maintenance displays help you know when your equipment needs to be serviced. And servicing is simple because of:

- Oil checks that can be performed easily through the top of the machine by the access door
- Toolless panels that allow for quick access
- Single-side fuel fill and oil drain/filter




Reversed air flow for optimized cooling

Exclusive engine and interior componentry design operates cooler and more efficiently. The engine is rotated towards the front to create more efficient airflow. More efficient airflow and exclusive engine location are significant contributors to reduced sound level and size reduction. Hot air recirculation is eliminated when machine is mounted in tight spots, and internal parts are kept cool for optimal performance.



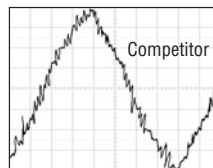
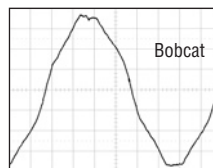
Accu-Rated™ — not inflated auxiliary power

Our Accu-Rated™ 11,000 watts of *usable* peak power is delivered for a minimum of 30 seconds. Accu-Rated means peak power is usable for maximum auxiliary power loads such as plasma cutting, Millermatic® MIG welders and motor starting. Accu-Rated peak power beats the competition's very short-duration peak or surge power. Use your peak power, it's more than a number.



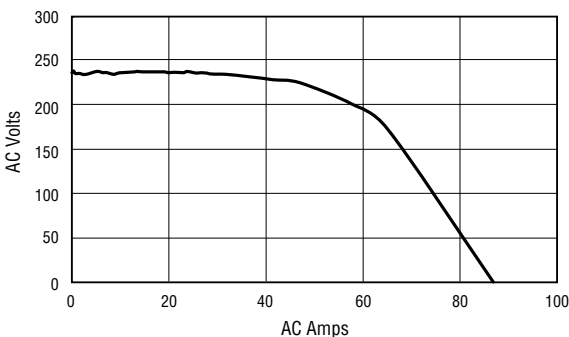
Smooth power — not spike power

Revolutionary ten-degree skewed-rotor design optimizes auxiliary power performance for smoother power — not spiked power found with other brands. Better power — better performance.



Waveform Comparison

Auxiliary Power Curve



Tools and motors are designed to operate within 10 percent of 120/240 V. The auxiliary power of the Bobcat provides strong power while keeping the voltage within 10 percent of 120/240 V. **This increases tool/motor performance and life.**

Typical equipment power usage

Bobcat engine-driven welders will easily start and run the following equipment:

Equipment	Starting Watts	Running Watts
Barn Cleaner (5 hp)	11,600	3,000
Silo Unloader (5 hp)	12,200	4,300
Portable Conveyor (1/2 hp)	3,400	1,000
Milker (5 hp)	10,500	2,800
Hand Drill (1/2 inch)	600	600
Circular Saw (8-1/4 inch)	1,400	1,400
Air Compressor (1-1/2 hp)	8,200	2,200
Flood Lights (Vapor)	1,250	1,000
Spectrum® 625 X-TREME™ (30 A, 230 V, 1/2-inch cut)	6,900	6,900

To size a unit that has enough power output in watts, add the watts for the items you want to simultaneously run. Tools with induction motors may require three to seven times the listed wattage when starting. All data listed is approximate — check your tool for specific wattage requirements.

Specifications (Subject to change without notice.)



Welding Mode	Process	Amp/Volt Ranges	Rated Weld Output at 104°F (40°C)*	Single-Phase Auxiliary Power	Sound Levels at Max. Load/150 A	Dimensions	Net Weight**
CC/DC	Stick	20–230 A	230 A at 29.2 V, 100% duty cycle	Peak: 11,000 watts Continuous: 9,500 watts 120/240 V, 88/44 A, 60 Hz	73.1 dB/72.5 dB	H: 26.5 in. (673 mm) H: 31.2 in. (792 mm) (to top of exhaust) W: 20.13 in. (511 mm) D: 37.06 in. (941 mm)	376 lb. (171 kg)
CV/DC	MIG/FCAW	14–25 V	230 A at 25.5 V, 100% duty cycle				

*Rated at sea level. **Net weight without fuel.

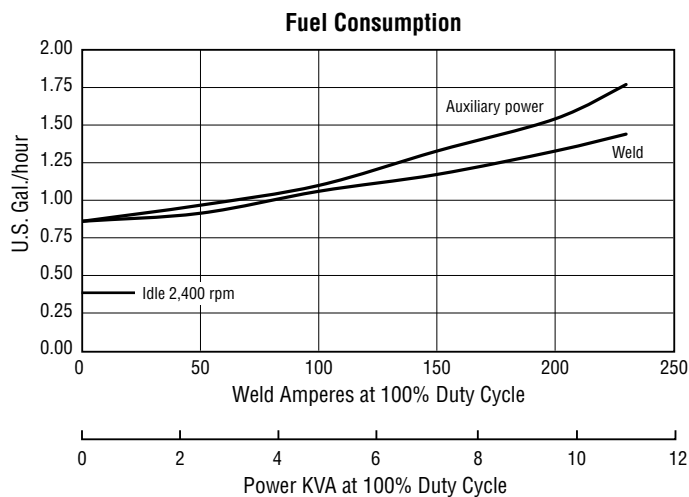
Certified by Canadian Standards Association to both the Canadian and U.S. Standards.

Engine Specifications (Engines warranted separately by the engine manufacturer.)

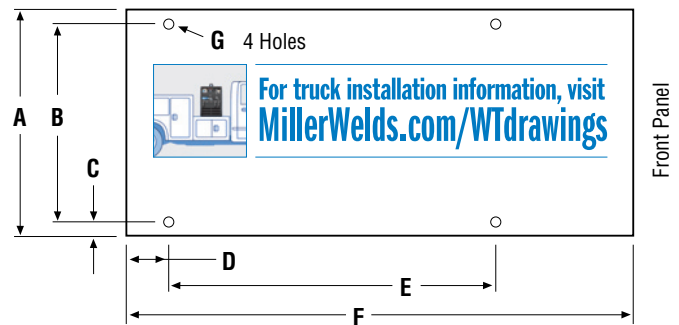
Engine Brand and Warranty	Horsepower (HP)	Type	Weld Speed	Idle Speed	Fuel Capacity	Oil Capacity	Standard Shutdowns
Kohler CH730, 3-year warranty	23.5 hp at 3,600 rpm	Twin-cylinder, four-cycle overhead valve, industrial air-cooled, gasoline*	3,600 rpm	2,300 rpm	11 gal. (41.6 L)	1.8 qt. (1.7 L)	Low oil pressure

*Fuel stabilizer is recommended for gas engines that are used infrequently.

Performance Data



Mounting Specifications



- A. 20 in. (508 mm)
- B. 16.5 in. (419 mm)
- C. 1.75 in. (44.5 mm)
- D. 3.18 in. (81 mm)
- E. 22.3 in. (566 mm)
- F. 37 in. (940 mm)
- G. .406 in. (10.3 mm) diameter

Fuel Consumption Data

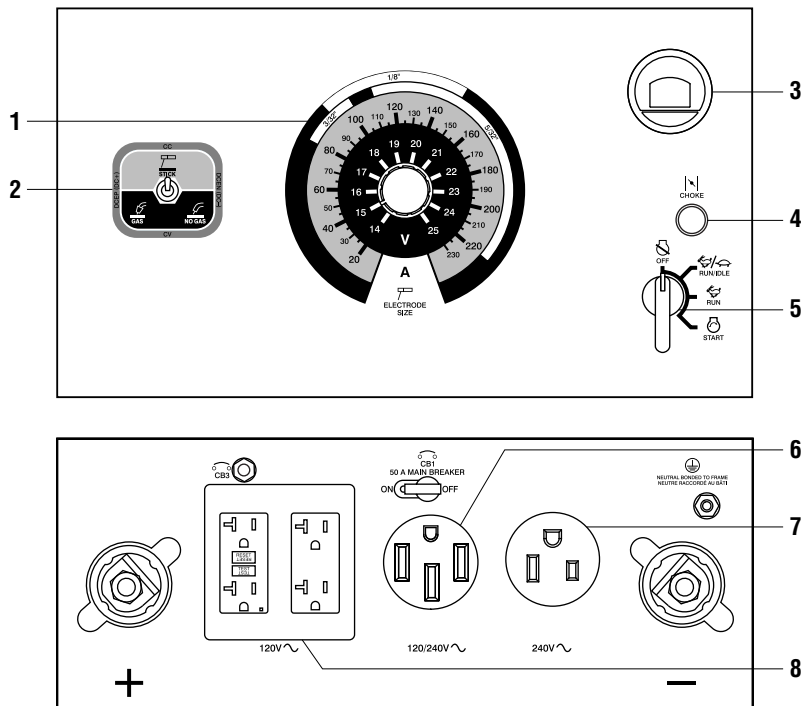
- 11-gallon fuel capacity
- On a typical job using 1/8-inch 7018 electrodes (125 A, 20% duty cycle) expect about 11.8 hours (gas) of operation
- Under a continuous load of 4,000 watts of auxiliary power, the Bobcat would run for about 8.3 hours (gas) of operation

Choose the Right Bobcat™ Engine Drive

Fuel System	Bobcat 230	UPGRADE	Bobcat 265
Fuel Type	Gasoline		Gasoline or LP
Delivery	Carburetor (manual choke)	➔	Carburetor (gas: eChoke™ / LP: manual choke)
Weld			
Output	DC only, CC/CV		DC only, CC/CV
Processes	Stick / MIG / FCAW	➔	Stick / TIG / MIG / FCAW / Gouge
Amperage Range	20–230 A	➔	20–265 A
Voltage Range	14–25 V	➔	14–28 V
Auxiliary Power			
Peak Watts	11,000 watts		11,000 watts
Continuous Watts	9,500 watts		9,500 watts
Sound Levels			
Maximum / At Idle	73.1 dB / 64 dB		73.1 dB / 64 dB
Dimensions			
Size (H x W x D)	26.5 x 20.13 x 37.06 in.		26.5 x 20.13 x 37.06 in.
Weight	376 lb.		382 lb.
Key Features			
Display	Knob	➔	LCD
Maintenance	Fuel / hour / oil	➔	Predictive maintenance
Auto-Set™	—	➔	Yes
Battery Charge / Crank Assist	—	➔	150 A charge / 300 A crank (option)
ArcReach®	—	➔	Option
Spool Gun	—	➔	Direct connect
Remote Start/Stop	—	➔	Yes

Note: See MillerWelds.com or the Full-line Catalog to compare to Trailblazer models.

Function and Benefit Guide



- Parameter adjust control** makes it quick and easy to precisely set amperage and voltage.
- Weld process selector switch** makes choosing between stick and wire processes easy.
- Maintenance display** provides fuel level, engine hours and oil change interval information.
- Engine choke control** provides easy engine starting.
- Engine control switch** is used to start the engine and then select between auto idle and high speed lock positions.
- 120/240 V receptacle with circuit breaker.**
(For matching plug, order **119172**.)
- 240 V receptacle with circuit breaker.**
- 120 V GFCI receptacles with circuit breaker.**

Genuine Miller® Options

Electric Fuel Pump 301741 Field
Recommended for gas engine operations at altitudes above 5,000 feet. Improves engine starting and high-output performance.

Spark Arrestor 300924 Field
Mandatory when operating on California grasslands, brush or forest-covered land, and all national forests. For other areas, check your state and local laws.



Female Receptacle



Full KVA Adapter Cord 300517 Field
NEMA 14-50P to NEMA 6-50R. Adapts engine drive 120/240 V plug to common Millermatic® and Spectrum® 240 V plug.



Full KVA Plug 119172 Field
120/240 V, 50 A plug (NEMA 14-50P) to fit full KVA receptacle.

Engine Tune-Up Kit 284083 Field
For Kohler CH730. Includes air and fuel filters, and two spark plugs.

Genuine Miller® Accessories



Never Flat™ Tires

Available on Bobcat and Trailblazer running gear.

- Reduce costly jobsite downtime
- Maintain constant tire pressure and will not develop flats
- Protect against punctures
- Preserve maneuverability, even when weighed down with heavy welding cable



Off-Road Running Gear with Never Flat Tires 301706

Includes four heavy-duty 15-inch tires and a rugged handle to provide maximum maneuverability.



Off-Road Running Gear with Protective Cage and Never Flat Tires 301707

Running gear allows easy movement around jobsite and rugged cage with cable holders protects your investment.



Multi-Terrain Running Gear with Never Flat Tires 301708

Includes two heavy-duty 15-inch tires, two 8-inch rubber swivel casters and a heavy-duty handle. Recommended for all surfaces and applications, and is easy to move around the jobsite.



Protective Cage with Cable Holders 301709

Rugged cage with cable holders protects your investment. Can be used with running gear or trailer.



Protective Covers 301712

For use **without** protective cage or running gear (shown)

301713
For use **with** protective cage and/or running gear

Heavy-duty, water- and mildew-resistant covers protect and maintain the finish of the welder.

Genuine Miller® Accessories (Continued)

MIG/Flux-cored Welding



Millermatic® 141 907612

See literature DC/12.42

Millermatic® 211 907614

See literature DC/12.58

The Millermatic line of MIG welders are complete arc welding power source, wire feeder and gun packages designed for portability and ease of use.

Note: The Millermatic machines can be operated utilizing auxiliary power.



ArcReach® SuitCase® 8

951726001 With Bernard® BTB Gun 300 A

951727 With Bernard® S-Gun™

951728 With Bernard® Dura-Flux™ gun

ArcReach® SuitCase® 12

951729001 With Bernard® BTB Gun 300 A

951730 With Bernard® S-Gun™

951731 With Bernard® Dura-Flux™ gun

Portable feeder designed to run off of arc voltage. See literature M/6.55.

Stick (SMAW) Welding

Weld Leads

2/0 Stick Cable Set, 50 ft. (15 m) 173851

Consists of 50-foot (15 m) 2/0 electrode cable with holder, and 50-foot (15 m) work cable with clamp. 350 A, 100% duty cycle.

2/0 Stick Cable Set, 100/50 ft. (30.5/15 m) 043952

Consists of 100-foot (30.5 m) 2/0 electrode cable with holder, and 50-foot (15 m) work cable with clamp. 300 A, 100% duty cycle.

TIG (GTAW) Welding



Dynasty® 210 Series

For portable AC/DC TIG.

See literature AD/4.81.

Multiprocess Welding



Multimatic® 215 907693

Portable, all-in-one multiprocess package weighs only 38 pounds (17.2 kg), and features excellent arc characteristics. Exclusive multi-voltage plug (MVP™) provides flexibility to plug into 120- or 240-volt power. Take it anywhere you need to MIG, TIG or stick weld. See literature DC/12.59.

Plasma Cutting



Spectrum 375 X-TREME and 625 X-TREME shown.

Spectrum® 375 X-TREME™ 907529

See literature PC/9.2.

Spectrum® 625 X-TREME™ 907579

See literature PC/9.6.

Spectrum® 875 907583

See literature PC/9.8.

The Spectrum 375 X-TREME and 625 X-TREME come complete with protective X-CASE™ (not shown).

Trailers and Hitches



HWY-Mid Frame Trailer 301438

1,424-pound (646 kg) capacity highway trailer with welded steel tubing frame, heavy-duty axle with roller bearing hubs and leaf-spring suspension. Includes jack stand, fenders, lights, and dual hitch with 2-inch (50 mm) ball hitch and 3-inch (76 mm) lunette eye.

Note: Trailer is shipped unassembled.



Cable Tree 043826

Provides an area to conveniently wrap weld cables and extension cords.



2-In-1 Document/ Fire Extinguisher Holder 301236

Stores documents and holds a five-pound fire extinguisher.

Note: Holder shown mounted on trailer. Fire extinguisher not included.

Ordering Information

Equipment and Options	Stock No.	Description	Qty.	Price
Bobcat™ 230	907824	Kohler engine with GFCI receptacles		
Field Options <i>Options listed below can be added to the above packages. Installation is required.</i>				
Electric Fuel Pump	301741	Recommended for gas engine operations at altitudes above 5,000 feet		
Spark Arrestor	300924			
Full KVA Adapter Cord	300517			
Full KVA Plug	119172			
Engine Tune-Up Kit	284083	For Kohler CH730. Includes air and fuel filters, and two spark plugs		
Accessories				
Off-Road Running Gear	301706	With Never Flat™ tires		
Off-Road Running Gear with Protective Cage	301707	With Never Flat™ tires		
Multi-Terrain Running Gear	301708	With Never Flat™ tires		
Protective Cage with Cable Holders	301709			
Protective Covers	301712 301713	For use without protective cage or running gear For use with protective cage and/or running gear		
MIG/Flux-cored Welding				
Millermatic® Series MIG Welders		See page 7		
ArcReach® SuitCase® Wire Feeders		See page 7		
Stick Welding				
		See page 7		
TIG Welding				
		See page 7		
Multiprocess Welding				
		See page 7		
Plasma Cutting				
		See page 7		
Trailers and Hitches				
HWY-Mid Frame Trailer	301438	Trailer with lights, fenders and dual hitch. For highway use		
Cable Tree	043826	Trailer-mounted cable holder		
2-In-1 Document/Fire Extinguisher Holder	301236	Stores documents and holds a five-pound fire extinguisher		

Date:

Total Quoted Price:

Distributed by:

